

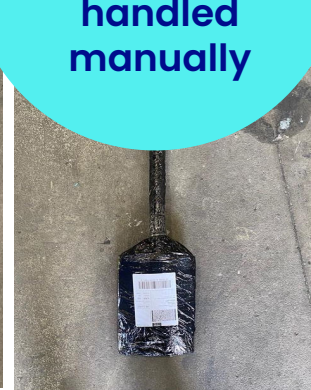
MANUAL TRAFFIC

Odd shapes & large/heavy parcels are handled manually

Parcels that are large, round/ circular, have no flat surface or have odd edges, should be loaded together where possible

These will be manually handled at our Hubs to reduce sorter no-reads, blockages and damage to automated sorters

For example – large furniture, carpets, pillows, gardening utensils, bamboo canes, etc



EVRI

Packaging QUALITY



Bags should not have excess packaging.

Boxes should be secured on the seams with little empty air space inside – or space inside filled with packing material.

Barcode should not be taped over

Sufficient tape on all boxed seams

EVRI



Securing
packaging
using tape
and pack
materials


Label QUALITY

Issues

- Faded labels – not clear or have gaps in barcodes
- Torn, insufficiently adhered or incorrectly placed labels
- Labels with missing info – without customer details, pre-advice routing information, or barcode numbers
- Non-Evri labels – which are carrier misroutes

Risks

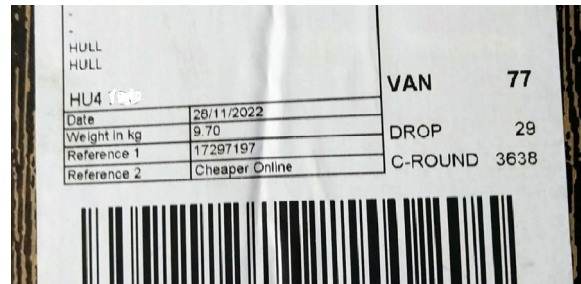
- Non-automatic scans can lead to manual processing & re-labelling/service delays
- Parcels can become Unidentified Freight
- Labels can stick on to another parcel & could cause potential misroute




White lines through the barcode



Poor label affixing



Creased barcode on the box



Excess packaging



Label peeling off



Label details torn or scratched off

EVRI